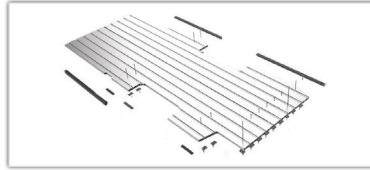


ALFO Flooring System



Ford Transit WB148
Passenger Wagon

Weight: 192 lbs.
128.5 × 68.49 inch.




Ford Transit WB148 EL- DRW
Passenger Wagon

Weight: 238 lbs.
157 × 68.49 inch.




Ford Transit WB148
Cargo Wagon

Weight: 259 lbs.
128.5 × 68.49 inch.



Ford E-Transit WB148
Cargo Van

Weight: 199 lbs.
128.5 × 68.49 inch.



Ford E-Transit WB148 EL-DRW
Cargo Van

Weight: 241 lbs.
157 × 68.49 inch.




Ford E-Transit WB148
Passenger Wagon

Weight: 192 lbs.
128.5 × 68.49 inch.



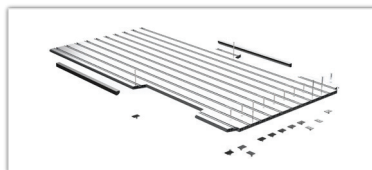
RAM Promaster 2500 WB 159"
Passenger/ Cargo Wagon

Weight: 244 lbs.
141.5 × 70.79 inch.




RAM Promaster 3500 WB 159" EXT
Passenger/ Cargo Wagon

Weight: 269 lbs.
156 × 70.79 inch.




Mercedes Sprinter
WB144"

Weight: 191 lbs.
128 × 64.96 inch.



Mercedes Sprinter
WB170"

Weight: 266 lbs.
173.5 × 64.96 inch.



Mercedes sprinter WB170EXT
Passenger/Cargo Wagon

Weight: 381 lbs.
189.3 × 64.96 inch.

ALFO Accessories



Freedman Foldaway Seat Adapter Plate (Driver Side - LH)

Works on Freedman Foldaway seats. A lightweight high-strength aluminum plate that allows a Foldaway seat to be attached directly to the tracks on the driver side (LH).

Part: X1-10-34C | Weight: 4.19 lbs.



Freedman Foldaway Seat Adapter Plate (Passenger Side - RH)

Works on Freedman Foldaway seats. A lightweight high-strength aluminum plate that allows a Foldaway seat to be attached directly to the tracks on the passenger side (RH).

Part: X1-10-58A | Weight: 4.19 lbs.



Freedman Single Seat Quick Release Mechanism (Light Weight) - Gen 2

40% Lighter & Stronger, Built with superior Aluminum alloys, and anodized for the best interior finish, and works on freedman Single seats only.

Part: X1-10-35C | Weight: 10.5 lbs.



Freedman Single Seat Quick Release Mechanism - Gen 1

Quick Release Gen 1 works with the Freedman single seats only. It is a powder-coated seat base built with high-strength steel.

Part: X1-10-80A | Weight: 17.5 lbs.



Single Seat Slider base

High strength slider base that attaches with Freedman seat legs that allows the seat to slide along the L-track. Works only for single seats.

Part: X1-10-30C | Weight: 6.1 lbs.



Manual Foot

High-strength yellow zinc track nut that can slide inside the ALFO L-Track panels. Each manual foot can take an enormous load and it is tested to attach to the single, double, and triple Ford and Freedman seats. Use M10 Grade-8 bolts only. Comes in a set of 4.

Vehicle Type	Part #	Length
Manual Foot 1	X1-10-11A	N/A
Manual Foot 4	X1-10-90A	N/A



Ford Single Seat leg

High-strength, powder-coated seat legs that can attach the Ford single seat to the ALFO floor.

Part: B1-10-10A | Weight: 24 lbs.



Ford double Seat leg

High-strength, powder-coated seat legs that can attach the Ford double seat to the ALFO floor.

Part: B1-10-20A | Weight: 24 lbs.



Ford Triple Seat leg

High-strength, powder-coated seat legs that can attach the Ford triple seat to the ALFO floor.

Part: B1-10-30A | Weight: 36 lbs.



Ford - Over the Wheel Seat Brackets (Front)

Over the Wheel Seat Brackets are steel brackets that allow you to place a seat over the wheel well on the front side with a Pareto F30 or F40 leg.

Part: F40-F50-F60 | Weight: 2.4 lbs.

Ford OEM Seat Bracket – D Pillar

The F70 bracket serves the purpose to attach the OEM seat to the D-pillar, this seat will mount on the rear side of the wheel well. This bracket is used in conjunction with F40 and F50 legs.

Part: F40-F50-F70 | Weight: 14.8 lbs.

Ford Single Seat Slider Base

High strength slider base that attaches with Ford OEM single seat leg that allows the seat to slide along the L-track. Works only for single seats.

Part: X1-10-70B | Weight: 6.5 lbs.

Ford Double Seat Slider Base

Lightweight & high-strength double seat slider base that attaches with Ford OEM double seat leg that allows the seat to slide along the L-track. Works only for Ford double seats.

Part: X1-10-010A | Weight: 8.7 lbs.

Ford Bezel Kit Floor WB148 (includes 5 bezels)

The plastic bezel kit address installation issues in mobility vans using Ford interiors, there is no need to do an extra cutting rework of Gerflor to bridge all the gaps, and corners in the floor layout and it provides a consistent, smooth, and high-scale overall appearance to complete floor system.

Part: B1-27-020A

Cot Mount Adaptor

The Cot mount adaptor allows you to install the Stryker/Ferno Antler system to the ALFO floor in just a few mins. These high-quality precision machined Aluminum parts give you the flexibility to not only move the Antler system anywhere on the ALFO floor but also to move the system from one Vehicle to another Vehicle.

Part: X1-85-001A & X1-85-002A

End Plugs

End plugs cover floor extrusion gaps and sharp edges on both front and rear ends and provide a premium appearance to complete the floor system. These are made of high-grade plastic, visually attractive grained surfaces, and simple snap-in designs for easy assembly and serviceability.

Part: X1-27-001A

Gerflor covering

Graphite color rubber that is pre-cut, non-skid, and peel-&-stick covering for panels, a set includes 11 strips.

Vehicle Type	Part #	Length
Ford Transit WB148	X1-15-30A	129 in
Ford Transit WB148 EL	X1-15-40A	158 in
Promaster WB159	X1-15-50A	158 in
Promaster WB159 EXT	X1-15-60A	158 in

L-Track Covers

Black color plastic covering for L-track to secure it from collecting dust, dirt, debris, or any fluid. Kit include 11 L-track covers.

Part: X1-15-10A | Weight: 8.5 lbs.

Scuff Plate

ALFO scuff plate with anti-skid feature for rear door entry.

Part: X1-12-01A | Weight: 4.5 lbs.